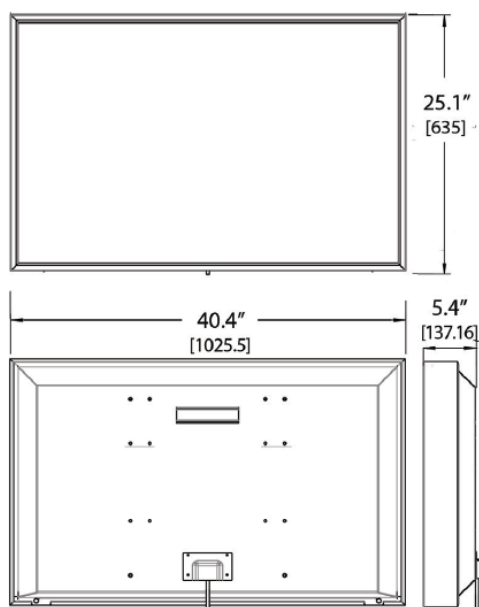


**Model AE4239****Outdoor Weatherproof LCD TV Enclosure**

**Model 4239 fits most 39" - 42" slimline LED/LCD TVs**

**Model AE4239 comes complete with weatherproof wall mount kit of your choice.**

**Model AE4239 Drawings and Specs**

# APOLLO<sup>®</sup>

## ENCLOSURES

**Features for Model AE4239**

- All aluminum powder coated construction for durability and style
- Anti-reflective safety glass reduces glare and enhances contrast
- Tight-Seal technology seals your TV against rain, dust, and insects
- Temperature controlled, filtered air-flow system protects your TV in temperatures of -4 degrees (-20 degree C) to 122 degrees F (50 degrees C)
- Down-facing Sound Port transfers TV speaker audio effectively to maximize audio performance
- Watertight cable cover protects cable connections to your TV inputs and outputs
- 9' outdoor rated power cable for safe outdoor installation
- 3' High Speed HDMI cable and coupler included
- 1' extension power cord to accommodate internal connection of power packs or right angle plugs.
- Includes choice of full-motion wall mount, non-articulating wall mount, or adjustable height (33.5"-59") ceiling mount with tilt and swivel features
- Internal TV mounting brackets for standard TV VESA patterns
- Standard color in Black, with three designer color options.

Specifications	Model AE4239
Fits TV Sizes	39" to 42" Slim LED/LCD TVs
Max TV dimensions the enclosure accommodates	38"W x 23"H x 3"D (965.2 x 584.2 x 76.2 mm) *Be sure to measure deepest section of your TV
Power Requirements	110/240 VAC
Mount Options (Choice of one) Drawings & Specs on Next Page	AWM207 Articulating Wall Mount WM507NA Non-articulating Wall Mount CM307 Ceiling Mount
Enclosure Dimensions	40.4"W x 25.1"H x 5.4"D (1026.2 x 637.54 x 137.16 mm)
Shipping Dimensions	42.5"W x 27.375"H x 7.75"D (1080 x 695.3 x 196.85 mm)
Enclosure Weight	30.2 lbs. (13.7 kg)
Shipping Weight	35.5 lbs. (16.1 kg)

**Optional Accessories and Designer Colors**

DC4239 - Custom protective dust cover of washable, durable fabric
HM001 - Thermostatically controlled Heater Module for installation in areas of extreme humidity and where temperatures dip below -04 degrees F to -40 degrees F.
MOD39 - Modesty bezels available for framing smaller TVs
HDMI-90 - HDMI right-Angle Adapter (May be necessary when installing TVs with rear-facing HDMI Ports)
Designer Color Upgrades. Choice of Silver (SL), Metallic Sandstone (SS), and White (WH)

**Designer Color Upgrades**

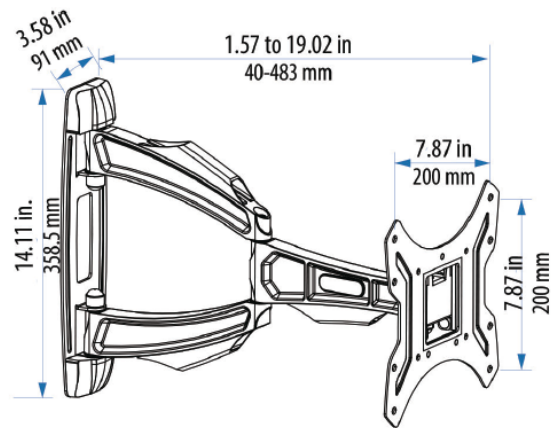
Available in:  
Silver  
Metallic Sandstone  
White

Weatherproof Mounting Kit Selections for Apollo Enclosure Model AE4239

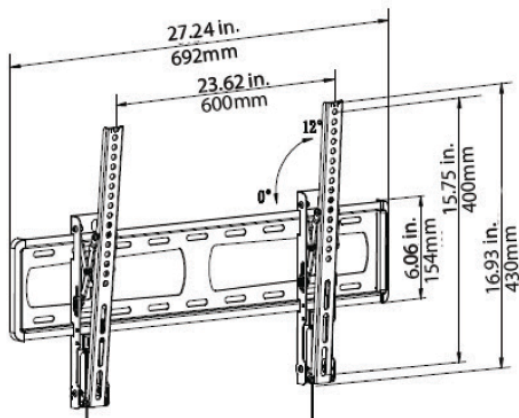
Apollo enclosures come complete with either a full-motion wall mount, non-articulating wall mount, or adjustable height ceiling mount as standard equipment.

All Apollo mounts are designed for outdoor installation with weatherproof construction and stainless steel hardware.

AWM 207 Articulating Wall Mount Specifications for Model AE4239	
Description	Weather resistant aluminum arm, super slim full-motion, tilting wall mount with stainless steel hardware, Black.
Extension	2" to 18.9" (40 to 480mm)
Tilt	Adjustable from -2° to 12°
Swivel Angle	-180° to +180°
Mount Weight	9.9 lbs. (4.5 kg)
Shipping Weight	10.5 lbs. (4.8 kg)
Shipping Carton	16.6"H x 15.9"W x 3"D (655 x 180 x 485 mm)



OR



WM507NA Non Articulating Mount Specifications for Models AE4239, AE5046 and AE6560	
Description	Weather resistant non-articulating wall mount with stainless steel hardware, Black.
Tilt	Adjustable from 0° to 12°
Mount Weight	6.0 lbs. (2.7 kg)
Shipping Weight	6.6 lbs. (3 kg)
Shipping Carton	27.4"H x 6.3"W x 2.0"D (696.96 x 160.02 x 50.80 mm)

OR

CM307 Ceiling Mount Specifications for Models AE4239, AE5046 and AE6560	
Description	Weather resistant adjustable height, tilting and swivel ceiling mount with ceiling plate. Black.
Extension	33.5" - 59" (850 to 1500mm)
Tilt	-5° to 15°
Product Weight	14.65 lbs. (6.7 kg)
Shipping Weight	15.85 lbs. (7.2 kg)
Shipping Carton	33.9"H x 8-1/2"W x 4.6"D (861.1 x 215.9 x 116.8 mm)

